

Cedar Chest Quilters' Guild

newsletter

TABLE OF CONTENTS

President's Message 1
 Board Members 1
 Treasurer's Report.....1
 Committee Chairs2
 Lost & Found2
 Library News.....2
 Sunshine & Shadows.....2
 Membership News2
 Fat Quarters Info2
 Upcoming Classes & Events.....2
 Classes and events cont.....3
 Tips & Techniques3
 2010 Challenge3
 Out to Lunch.....4
 Humanitarian.....4
 Newsletter info.....4
 Classified Ads.....4
 Things to Remember.....4

BOARD MEMBERS

President

Liz Jacomb.....586-1706

First Vice President

LaRee Rees586-0841

Second Vice President

Eleanor Miller.....586-1471

Secretary

Brenda Jarvis.....867-8230

Treasurer

Linda Shokrian.....867-5914

TREASURER'S REPORT..

Coming in May, Linda will start publishing a monthly report.

FROM OUR PRESIDENT...

Well, I made it through the first month of being president and I want to thank everyone for all of the support I've received. We have had a fun month beginning with the block of the month. Everyone's blocks are turning out so pretty. I love seeing the difference in everyone's taste in fabric. And, it isn't too late to start. LaRee has the instructions for the last two months for just \$1.00 each.

Next, we had the sewing room tours. This was such a big hit with everyone. I think I heard the most oohs and ahhs at Ethel Miller's huge walk-in closet with the shelves and cubbies to keep her organized. We had to roll our eyes and chuckle when Susan Goodman was complaining about her 3, yes 3, UFO's, and one of those just needed to be quilted, so a lot of us don't even consider that a UFO. We have decided to do this again so we can see some of those who weren't able to participate in this tour. It will be in a few months.

Our humanitarian efforts are never ending, but so appreciated by everyone who receives a quilt. Julie has decided to show us how to do the disappearing 9 patch in April. She will explain how this will work in conjunction with our humanitarian efforts.

Don't forget our new drawing that we are starting this month. Everyone who brings a can of food for the food bank to our general meeting qualifies for a drawing for fat quarters.

IMPORTANT – We are still looking for a chairman or co-chairmen for our retreat. It is work, but very rewarding and you will have a great committee so you won't be doing everything on your own.

Happy Quilting,

Liz Jacomb



2010 COMMITTEE CHAIRMEN

Historian..... Alayna Coombs
 Newsletter..... Mona Covington
 Publicity.....
 Luncheons.....Susan Goodman &
 Lenora Smith
 Humanitarian ProjectsJulie Patrick
 Quilt Shows..... Francine Lyndaker
 Retreat.....
 Class Coordinator..... LaRee Rees
 Hospitality..... Marie Hartry &
 Rachel Shallenberger
 Librarian..... Nancy Thomas &
 Nada Stivers
 Friendship Circles..... Alayna Coombs
 Sunshine & Shadows ... Brenda Jarvis

LOST AND FOUND.....

In January or February, in one of the classes, Julie Patrick lost a 12 1/2" square ruler. It's one of the yellow Omni grid rulers. She said her name is written under the Omni grid. I know when we are spread out during the classes and then gathering our things together it would be easy to accidentally grab someone else's things. Please look in your supplies and see if you have it. This should be a reminder to all of us, to make sure your name is on everything that you bring to a class.

Janet Dexter is still missing a quilt that someone borrowed in the fall. It is an almost Amish quilt. If you borrowed it and have forgotten to bring it back to her, please do so.

Thanks, Liz Jacomb

LIBRARY NEWS



Our new librarians are :
 Nancy Thomas586-7459
 Nada Stivers..... 267-2927
 Please contact Nancy or Nada at guild or call, if you need to check out a book or reserve one,

SUNSHINE & SHADOWS ☀️

Our new ☀️&💧 chairman is Brenda Jarvis. If you have news for this space please let her know at 867-8230.



Please remember Doris Murchland, she loves to have visitors and cards.

MEMBERSHIP NEWS


Please see Linda Shokrian to pay your dues for the year if you haven't already done so. Thanks.

FAT QUARTERS DRAWING

Bring a fat quarter in the theme of the month and get your name in the drawing!! You just might take home the bundle of fat quarters!!

May Fat 1/4's :

STRIPES



UPCOMING CLASSES & EVENTS

April 1: Aprils Fool's Day! And Block of the Month.

April 8: General Meeting -10 am. at the Senior Center

April 15: Class on - "What judges look for in show quilts" and Taking the Scare out of Quilt Math"

April 22:✂️

Humanitarian Day –Come see how easy it is to make a "Disappearing Nine patch" block (It actually makes 4 blocks at a time....), and while you're here maybe make a few blocks for charity. We have tons of fabric and they are really so-o-o-o easy and fun to make!!

April 29: UFO Day!!! Hurray! Bring your lunch and/ something to share for snacks, and your UFOS to work on.... No phone calls but a lot of great company. Do you need help with a project? This is the day to work on it.. There will surely be someone there to answer your questions!

May 6 : Block of the Month Class. The class is only \$1.00 per class!! I can't think of anywhere that you can get a class that inexpensively. The class fee will be used to purchase prizes upon completion of your quilts at the end of the year, so come have some fun and win a prize!

May 13: General Meeting -10 am. at the Senior Center.

May 20: Class- Summer Aprons for women and Handy Husband aprons (this would make a great father's day gift...)

May 27: Humanitarian Day: TEAM SEW DAY! We will be sewing "boys' quilts". There will be prizes to win and fun to be had! Come with you your sewing machines and your best ideas. Please bring a lunch and/ or snacks to share as we will be at the guild most of the day. Thanks. We look forward to seeing you there!

TIPS & TECHNIQUES

Don't be Afraid to Toss old Needles !

No matter what size or type of needle you use, if it is dull, bent or has an imperfection on it (called a burr or nick) you will wind up with problems while sewing. Change your needle regularly. Change it if you hit a pin. Change it if you think it may be bent.

A dull needle can cause snags in your fabric and can affect your quilting stitches. A bent needle can break while sewing and could be more than just an inconvenience, it could damage your bobbin case.

2010 CHALLENGE QUILT

2010 CCQG "TEN" Challenge Quilt

Remember all the hubbub about the year 2000? Well, we have finished 2009 and 2010 is here. Will it be two thousand ten, twenty ten, or just ten or maybe oh-ten? It's also the start to another decade (another ten). So, the theme for this year's quilt challenge is...TEN.

This is a simple challenge. There are 10 things to include in your quilt:



1. A piece of striped fabric
2. A curve somewhere in the quilt (A crooked straight seam won't do)
3. You must include 10 of something
4. A nine-patch block
5. A log cabin block
6. A house
7. An animal
8. A star
9. Something brown
10. Triangles somewhere in the border

Quilts may be of any size you like. The challenge, of course, is to include all ten things giving you the perfect "TEN" quilt.

We will not be "judging" our quilts this year but we will have the Guild members simply vote on their favorites (1st, 2nd & 3rd). The idea here is to just have fun and see what your imagination can come up with.

We hope everyone will make a "TEN" quilt this year. What fun that would be!

We will show and share our quilts at the November 11, 2010 monthly meeting. For further information or a copy of the handout, please see Linda Shokrian



OUT TO LUNCH...

Baked Carrots

From Eleene Osborn

- 2 pounds carrots, peeled and cut into 2 ½ inch long sticks (julienne style)
- ½ cup melted butter
- 2 TBSP. sugar
- 2 tsp. minced parsley
- 1 tsp. paprika
- 2 TBSP. lemon juice

Put carrots into a baking pan. Mix the rest of the ingredients together in a bowl and pour over carrots. Cover and bake at 350°F. Stir periodically during baking to distribute syrup over carrots. Bake for about 40 minutes or until carrots are tender.

HUMANITARIAN

Julie Patrick is the new Humanitarian Chairman. Please come support her in this effort to help our several communities and see what she has in store for us to enjoy this year!

Here is a sample of the “Disappearing Nine Patch” we will be teaching you on April 22. It's a free class and we'll even supply the fabric.



NEWSLETTER INFORMATION

If you want to receive your newsletter by email, enter your email address on the website and you will be added to the email list.

If you are unable to print your copy at home, please e-mail me at ccqgeditor@gmail.com to have a printed copy at the meeting.

Thanks
Mona Covington

CLASSIFIED ADS

If you have an item to sell or you are looking for something, you can place a FREE notice here.....

FOR SALE
Francine Lyndaker has beautiful handmade quilt ladders and fabulous quilting ruler holders for sale.
Ladders are \$60
Small ruler holder is \$25
Large Holder is \$35
For more info or to place an order call 559-3756

THINGS TO REMEMBER....
