

Cedar Chest Quilters' Guild

newsletter

TABLE OF CONTENTS

| | |
|--------------------------------|---|
| President's Message..... | 1 |
| Board Members | 1 |
| Committee Chairs | 2 |
| Lost & Found | 2 |
| Library News | 2 |
| Sunshine & Shadows..... | 2 |
| Membership News | 2 |
| Fat Quarters Info..... | 2 |
| Care & Share | 3 |
| Upcoming Classes & Events .. | 3 |
| Tips & Techniques | 3 |
| 2010 Challenge | 3 |
| Out to Lunch..... | 4 |
| Humanitarian & | 4 |
| Charity Quilt Guidelines | 4 |
| Newsletter info..... | 4 |
| Classified Ads..... | 5 |
| Things to Remember..... | 5 |

BOARD MEMBERS

President

Liz Jacomb.....586-1706

First Vice President

LaRee Rees..... 586-0841

Second Vice President

Eleanor Miller.....586-1471

Secretary

Brenda Jarvis.....867-8230

Treasurer

Linda Shokrian.....867-5914

FROM OUR PRESIDENT...

Here we are, August already. School starts in a couple of weeks, before we know it, we will be decorating for Christmas. OK, maybe time isn't passing that fast, but the summer sure flew by.

I do have some great news. The retreat pages on the web-site have been released. You can go to the site click the retreat button on the left and enjoy all of the classes that are available. The bookmarks will be ready in a couple of weeks. The retreat committee has done a great job getting all of this ready for us.

In the May general meeting I mentioned the Kitchen basket that we were going to donate to the UT Guild Quilt Fest. As a board we have decided to work on it this month on Humanitarian day. Look in the newsletter under the humanitarian section to get the details. I think it will be a lot of fun.

I also wanted to remind everyone that we no longer need to keep track of our humanitarian hours, but we do want to continue doing the humanitarian projects.

In June when we were discussing the humanitarian quilts that we were going to be tying, Mona Covington mentioned that the seams needed to be 1/2" not 1/4". After that meeting the board discussed this and we have done some research and decided that we need a standard by which our quilts are made. In the newsletter is a list of these standards. If you have any questions, please feel free to ask one of us. I do have a lot of quilts that need to be tied and others that need to be bound. Let me know if you would like to do any of this.

The Care and Share donations for the month of July were 45 lbs. Again, you have done a great job. We are doing the hygiene items this month that were listed in last month's newsletter and then back to food for the month of September. Also, I've found out that Care and Share can accept food items that are out of date by up to two years.

I took 9 more pillowcases to Granny's. There have been a total of 125 donated now. As we know her goal was 100, so I'm very thrilled with this total. I believe there are a few left out there to be finished, bring them when you can get them finished.

Thanks for all you do and your support.

Liz

2010 COMMITTEE CHAIRMEN

Historian..... Alayna Coombs
 Newsletter..... Mona Covington
 Publicity.....
 Luncheons.....Susan Goodman &
 Lenora Smith
 Humanitarian ProjectsJulie Patrick
 Quilt Shows..... Francine Lyndaker
 Retreat.....
 Class Coordinator..... LaRee Rees
 Hospitality..... Marie Hartry &
 Rachel Shallenberger
 Librarian..... Nancy Thomas &
 Nada Stivers
 Friendship Circles..... Alayna Coombs
 Sunshine & Shadows ... Brenda Jarvis

LOST AND FOUND.....

In January or February, in one of the classes, Julie Patrick lost a 12 1/2" square ruler. It's one of the yellow Omni grid rulers. She said her name is written under the Omni grid. I know when we are spread out during the classes and then gathering our things together it would be easy to accidentally grab someone else's things. Please look in your supplies and see if you have it. This should be a reminder to all of us, to make sure your name is on everything that you bring to a class.

LIBRARY NEWS



Our librarians are :
 Nancy Thomas586-7459
 Nada Stivers..... 267-2927

Please contact Nancy or Nada at guild or call, if you need to check out a book or reserve one,

SUNSHINE & SHADOWS

Our new ☀️&💧 chairman is Brenda Jarvis. If you have news for this space please let her know at 867-8230.



MEMBERSHIP NEWS

Please add this new member to your roster:

Renewed Members:

Suzanne Larson
 Bonnie Cook

New Members:

Freda Aquilina
 Debbie Shapiro


You will receive a page to go into your roster with their information at the regular guild mtg. this month.

FAT QUARTERS DRAWING!

Bring a fat quarter in the theme of the month and you just might win the bundle of fat quarters!!

Fat 1/4's for SEPTEMBER :

Tone on Tone and Blender Fabrics



CARE & SHARE DRAWING

This year with so many families in need, we have added a way to help our neighbors! Please bring a non-perishable food item for the Care and Share. There will be a prize drawing for those who bring food, and through your donation you will also have helped a family in real need.



UPCOMING CLASSES & EVENTS

August 12: General Meeting 10a.m. at the Senior Center. Show and Tell and a Potluck Lunch served.

August 19: Class – Teacher MaryAnn Bentley will teach us how to create a pattern from a picture. Fee for the class: \$2.00 .

August 26: Humanitarian day

Sept. 2: Block of the Month Class

Sept 9: General Meeting 10a.m. at the Senior Center. Show and Tell and a Potluck Lunch served.

Sept 16: Class – Gingham Baby quilt class.

Sept 23: Humanitarian Day – Bug Jar quilt blocks . Come make one for the quilt and as many as you want for yourself.

Sept 30: UFO Day ! want to finish up any projects that you have from last years quilt retreat! Or any other unfinished projects?

TIPS & TECHNIQUES

It's back to school time! Look for rectangular shaped pencil cases made of plastic with a slide out box and a snap closure. They are perfect to protect and carry rotary cutters safely, as well as fabric markers and seam rippers.

2010 CHALLENGE QUILT

2010 CCQG "TEN" Challenge Quilt

Remember all the hubbub about the year 2000? Well, we have finished 2009 and 2010 is here. Will it be two thousand ten, twenty ten, or just ten or maybe oh-ten? It's also the start to another decade (another ten). So, the theme for this year's quilt challenge is...TEN.

This is a simple challenge. There are 10 things to include in your quilt:



1. A piece of striped fabric
2. A curve somewhere in the quilt (A crooked straight seam won't do)
3. You must include 10 of something
4. A nine-patch block
5. A log cabin block
6. A house
7. An animal
8. A star
9. Something brown
10. Triangles somewhere in the border

Quilts may be of any size you like. The challenge, of course, is to include all ten things giving you the perfect "TEN" quilt.

We will not be "judging" our quilts this year but we will have the Guild members simply vote on their favorites (1st, 2nd & 3rd). The idea here is to just have fun and see what your imagination can come up with.

We hope everyone will make a "TEN" quilt this year. What fun that would be!

We will show and share our quilts at the November 11, 2010 monthly meeting. For further information or a copy of the handout, please see Linda Shokrian



OUT TO LUNCH...

It's canning season & this is a great salsa recipe. It came from the County Extension Office in Cheyenne, Wyoming. A friend sent it to me several years ago and I still try to make it every year for my family. From Mona Covington

TOMATO / TOMATO PASTE SALSA

3 quarts cored , chopped slicing tomatoes
 3 cups chopped onion
 6 jalapeno (I only use 2 for less heat)
 peppers, seeded & finely chopped
 4 long green chiles (Anaheim type), seeded,
 chopped
 4 cloves garlic, finely chopped
 2 – 12 ounce cans tomato paste
 2 cups bottled lemon juice
 1 tablespoon salt
 1 tablespoon sugar
 1 tablespoon ground cumin
 2 tablespoons oregano leaves
 1 teaspoon black pepper

Combine all ingredients in a large saucepan. Bring to a boil. Reduce heat and simmer for 30 minutes, stirring occasionally. Ladle hot salsa into clean pint jars, leaving ½ inch headspace. Wipe rims clean and put on clean new canning lids & rings. Process in a boiling water canner:

15 minutes at 0- 1000 feet altitude
 20 minutes at 1001 – 6000 feet altitude
 25 minutes above 6000 feet

Yield: 7 pints

HUMANITARIAN

We are going to make a “seasons” Kitchen Basket to be donated for the auction at the UT Guild Quilt Fest. We are going to do a team sew to make the items for this. There will be aprons, hot pads, and table runners, for each season. Then we will add other kitchen items. There will be prizes for the teams like we have done in the past. Please plan on being there.

Quilts – General Guidelines

Remember, these quilts are going to people who are in need of help. Quality is more important than quantity. Remember this from the beginning when selecting fabrics all the way to the end when finishing the quilt.

- Cotton, cotton blend, or flannel is best. Denim or corduroy takes too long to dry and is heavy.
- Use 8 oz. Bonded poly batting or cotton batting.
- 3 or 4 ply yarn should be used for tying.
- Use double thread of the 3 or 4 ply yarn.
- When making the quilt top the seams need to be ½” not ¼” like we are used to.
- Ties should be approximately 4 inches apart, and the stitch on the bottom should be ¼” to ½”, smaller than that can pull through.
- Square knot or international stitch is preferred.
- Binding – Can be done by hand or machine. It can be done by using a 2 ¼ - 2 ½ strip, folded in half and sewn on or you can use the pillowcase method (this method can be used for tying without frames)., With right sides together, lay top and bottom of quilt on flat surface. Lay batting on top, pin and sew three sides. Turn right side out and fold in the open end. Top-stitch around four edges! Sew another row 1” from the edges to secure batting then tie the quilt.

NEWSLETTER INFORMATION

If you have something you would like to add to the Newsletter, please contact Mona Covington on or before 1st of each month. You can send me an e-mail or call me at 586-3536.

CLASSIFIED ADS

If you have an item to sell or you are looking for something, you can place a FREE notice here.....

WANTED:

Old T-shirts to make into hooked rugs. Medium, large & extra large etc. work the best. It doesn't matter if they have stains, holes or rips. If you are throwing them out, I would love to have them. Thanks so much. Please contact me, Wanda Davidson at jammin1948@yahoo.com or at the quilt guild meetings

THINGS TO REMEMBER....
