

Cedar Chest Quilters' Guild

newsletter

TABLE OF CONTENTS

President's Message..... 1
 Board Members 1
 Treasurer's Report.....1
 Committee Chairs 2
 Lost & Found2
 Library News 2
 Sunshine & Shadows..... 2
 Membership News 2
 Fat Quarters Info..... 2
 Care & Share2
 Upcoming Classes & Events 3
 Classes and events cont.....3
 Tips & Techniques3
 2010 Challenge3
 Out to Lunch.....3
 Humanitarian.....4
 Newsletter info.....4
 Classified Ads.....4
 Things to Remember.....4

BOARD MEMBERS

President
 Liz Jacomb.....586-1706
First Vice President
 LaRee Rees..... 586-0841
Second Vice President
 Eleanor Miller.....586-1471
Secretary
 Brenda Jarvis.....867-8230

Treasurer
 Linda Shokrian.....867-5914

FROM OUR PRESIDENT...

We have just finished celebrating the 4th of July and every time I see the Flag at the beginning of a parade I think of how lucky we all are to live in this country. Whether we agree with all of the decisions being made by our government or not, we are still very lucky. This past month's humanitarian project was making pillowcases. Karen at Grannies quilts is our local rep. for the nationwide Million-pillowcase project. Her original goal was 100 pillowcases. Before our humanitarian day she had collected 85, most of which had been donated by our guild ladies. After we were done sewing I dropped off 14 to her, and then the following week we had another 12 that our ladies had finished at home and there are a lot more out there being finished. So you can see we have far exceeded the 100 goal.

The pillowcases stay in our community. Karen has donated 53 to Emerald Point and 32 to the pediatric center at the hospital. The hospital gives them to children as they check out and go home. She is hoping to donate the ones we have just finished to the Beehive House.

Karen asked me to pass along her gratitude to all of you who have helped her with this project.

Last month I donated 8 of our beautiful lap quilts that we have made to the Beehive House senior center. They were very grateful for the donation.

Jean Fitzgerald has finished the quilt top for our Opportunity quilt, so, if you would like a sneak-peak at it plan on being at the meeting on the 8th.

Our retreat committee has selected the classes for the retreat and our web-master, Jeff Jacomb, is working on getting all of the information on our website. Hopefully, it will be up and ready in about a week. So, keep checking the website to see the exciting classes that will be offered this year.

Last months Care and Share collection was 36 pounds of food. August's donations will be hygiene items. The items that are needed at the shelter are; chapstick, hair brushes (they have plenty of combs), towels, wash cloths, boxes of bank aids, small sewing kits, small mirrors, female hygiene items, shave creams for both men and women.

Thank you for all you do. Liz

2010 COMMITTEE CHAIRMEN

Historian..... Alayna Coombs
 Newsletter..... Mona Covington
 Publicity.....
 Luncheons.....Susan Goodman &
 Lenora Smith
 Humanitarian ProjectsJulie Patrick
 Quilt Shows..... Francine Lyndaker
 Retreat.....
 Class Coordinator..... LaRee Rees
 Hospitality..... Marie Hartry &
 Rachel Shallenberger
 Librarian..... Nancy Thomas &
 Nada Stivers
 Friendship Circles..... Alayna Coombs
 Sunshine & Shadows ... Brenda Jarvis

LOST AND FOUND.....

In January or February, in one of the classes, Julie Patrick lost a 12 1/2" square ruler. It's one of the yellow Omni grid rulers. She said her name is written under the Omni grid. I know when we are spread out during the classes and then gathering our things together it would be easy to accidentally grab someone else's things. Please look in your supplies and see if you have it. This should be a reminder to all of us, to make sure your name is on everything that you bring to a class.

Janet Dexter is still missing a quilt that someone borrowed in the fall. It is an almost Amish quilt. If you borrowed it and have forgotten to bring it back to her, please do so.

LIBRARY NEWS



Our new librarians are :
 Nancy Thomas586-7459
 Nada Stivers..... 267-2927

Please contact Nancy or Nada at guild or call, if you need to check out a book or reserve one,

SUNSHINE & SHADOWS

Our new ☀️&💧 chairman is Brenda Jarvis. If you have news for this space please let her know at 867-8230.



MEMBERSHIP NEWS


Please add this new member to your roster:

Sheryl Lewis
586-0723

FAT QUARTERS DRAWING !

Bring a fat quarter in the theme of the month and you just might win the bundle of fat quarters!!

**Fat 1/4's for AUGUST :
 Harvest Veggies & Fruits**



CARE & SHARE DRAWING

This year with so many families in need, we have added a way to help our neighbors! Bring a non perishable food item and get your name in a drawing for a prize!



Please bring a non perishable food for the Care and Share. There will be a drawing for a prize from among the names of those who bring food and through your donation you will also have helped a family in real need.

UPCOMING CLASSES & EVENTS

July 8: General Meeting 10a.m. at the Senior Center. Show and Tell and a Potluck Lunch served.

July 15: Class-

July 22: Humanitarian day - "Million Pillow Cases Project" If you don't know how to make them come and learn! They are really fun to make and quick too!

July 29: UFO Day! Bring your UFOs and come sew for the day .

August 5: Block of the month

August 12: General Meeting 10a.m. at the Senior Center. Show and Tell and a Potluck Lunch served.

August 19: Class -

August 26: Humanitarian day

TIPS & TECHNIQUES

Fabric starch: Tip: If you like the crisp texture of unwashed fabric, but need to prewash it, use fabric starch instead of fabric softener in a fabric softener ball. Your pre-washed fabric will then get the crisp texture of sizing.

Consider washing the final product, however, as starch left in fabric may attract little critters.

Instead of using starch in the wash, you may want to use a can of spray sizing when pressing your prewashed fabric.

2010 CHALLENGE QUILT

2010 CCQG "TEN" Challenge Quilt

Remember all the hubbub about the year 2000? Well, we have finished 2009 and 2010 is here. Will it be two thousand ten, twenty ten, or just ten or maybe oh-ten? It's also the

start to another decade (another ten). So, the theme for this year's quilt challenge is...TEN.

We will not be "judging" our quilts this year but we will have the Guild members simply vote on their favorites (1st, 2nd & 3rd). The idea here is to just have fun and see what your imagination can come up with.




We hope everyone will make a "TEN" quilt this year. What fun that would be!

This is a simple challenge. There are 10 things to include in your quilt:

1. A piece of striped fabric
2. A curve somewhere in the quilt (A crooked straight seam won't do)
3. You must include 10 of something
4. A nine-patch block
5. A log cabin block
6. A house
7. An animal
8. A star
9. Something brown
10. Triangles somewhere in the border

Quilts may be of any size you like. The challenge, of course, is to include all ten things giving you the perfect "TEN" quilt.

We will show and share our quilts at the November 11, 2010 monthly meeting. For further information or a copy of the handout, please see Linda Shokrian



OUT TO LUNCH...

No recipe this month

HUMANITARIAN

Julie Patrick is the Humanitarian Chairman. Please come support her in this effort to help our neighbors in need.

NEWSLETTER INFORMATION

If you are unable to print your copy at home, please e-mail me at ccqgeditor@gmail.com to have a printed copy at the meeting.

Thanks
Mona Covington

CLASSIFIED ADS

If you have an item to sell or you are looking for something, you can place a FREE notice here.....

THINGS TO REMEMBER....
