

Cedar Chest Quilters' Guild

newsletter

TABLE OF CONTENTS

President's Message.....	1
Board Members	1
Treasurer's Report.....	1
Committee Chairs	2
Lost & Found	2
Library News	2
Sunshine & Shadows.....	2
Membership News	2
Fat Quarters Info.....	2
Care & Share	2
Upcoming Classes & Events ..	3
Classes and events cont.....	3
Tips & Techniques	3
2010 Challenge	3
Out to Lunch.....	3
Humanitarian.....	4
Newsletter info.....	4
Classified Ads.....	4
Things to Remember.....	4

BOARD MEMBERS

President

Liz Jacomb.....586-1706

First Vice President

Francine Lyndaker.....559-3756

Second Vice President

Eleanor Miller.....586-1471

Secretary

Brenda Jarvis.....867-8230

Treasurer

Linda Shokrian.....867-5914

FROM OUR PRESIDENT...

Last month I had Kathy Fazio talk about the quilt tying quilting bee that CAIFA was hosting to benefit Care and Share. Ladies, I want to thank those of you who were able to attend. While I was there I counted 15 from our guild. There were around 90 people there throughout the day, tying. There was even a group of ladies there from St. George. The CAIFA ladies brought fabric to make 24 twin quilts. So many people brought quilt tops to be tied that they ran out of batting before the 24 were finished. They figured they had approximately 40 quilts tied, but they weren't sure because so many wonderful women had taken multiple quilts home so they could bind them. Then 2 different ladies brought in 11 and 12 completed baby/toddler quilts each.

In the year that I've been president we have been able to donate numerous quilts. At our last presidency meeting we decided we needed to let all of you know to who, and how many have been donated so here goes:

Care and Share - 2 queen, 3 twin & 4 baby/toddler quilts

Eagle Scout project - 2 twin quilts

Family Support Center - 11 older boy quilts

St. Martha's project -13 baby quilts ,

Beehive House - 8 lap quilts

Parowan fire/police departments - 6 children quilts

And almost 100 Pillowcases to the 1 million pillowcase project.

We also have donated a couple dozen receiving blankets with matching burp cloths to St. Martha's, and 8 receiving blankets with matching burp cloths to Care and Share.

I cannot thank all of you enough. Your generosity with your time is so great. I really don't think there could be another town, anywhere, with such wonderful women. Thank you, thank you, thank you.

Also, FYI, for February and March combined, we had 70 pounds of food donated to Care and Share.

I'm still in need of a Humanitarian Chairman. I've had a few people say they would be on the committee.

Thanks for all you do. Happy quilting, Liz

2010 COMMITTEE CHAIRMEN

Historian..... Alayna Coombs
 Newsletter..... Mona Covington
 Publicity.....
 Luncheons.....Susan Goodman
 & Lenora Smith
 Humanitarian Projects
 Quilt Shows.....
 Retreat.....Marie H., Rachel S.,
 Kathy F.
 Class Coordinator...Francine Lyndaker
 Hospitality..... Marie Hartry
 & Rachel Shallenberger
 Librarian.....
 Friendship Circles....
 Sunshine & Shadows ...

LOST AND FOUND.....

**HAS ANYONE FOUND MY
 BRAIN LATELY!??**

LIBRARY NEWS



Our librarians are :
 Nancy Thomas586-7459
 Nada Stivers..... 267-2927

Please contact Nancy or Nada at guild
 or call, if you need to check out a book
 or reserve one,

SUNSHINE & SHADOWS

It has been brought to our attention
 that one of our long time quilt
 members, Doris Murchland, is in
 Valley View Medical Center here in
 Cedar City. You may call her or visit
 her in room 101 and visiting hours are
 8 am to 8 pm. We hope you feel
 better soon Doris. We love you.



MEMBERSHIP NEWS

Guild Dues are \$20.00 per year.
 Please pay your dues to :


Linda Shokrian, Treasurer
 867-5914

Cedar Chest Quilters' Guild
 P.O. Box 2401
 Cedar City, UT 84721

FAT QUARTERS DRAWING !

Bring a fat quarter in the theme of the month and
 you just might win the bundle of fat quarters!!

Fat 1/4's for April :



"Blenders"

CARE & SHARE DRAWING

With so many families in our community in need, we
 have added a way to help our neighbors! Please
 bring a non perishable food item
 for the Care and Share Center
 and get your name in a drawing
 for a prize at our Regular Guild Mtg!



Through your donation you will also have helped a
 family in real need.

UPCOMING CLASSES & EVENTS

April 7 – BOM

April 14 - General Meeting 10 a.m. at the Senior
 Center. Show and Tell and a Potluck Lunch served.

April 21 – Class : How to reduce or enlarge patterns/
 make photo into a quilt
 pattern . Teacher - Mona Covington

April 28 – Humanitarian Day

May 5 – BOM

May 12 - General Meeting 10 a.m. at the Senior Center. Show and Tell and a Potluck Lunch served.

May 19 - Class:

May 26 - Humanitarian Day

TIPS & TECHNIQUES



Have you seen this object in your sewing attachment box but didn't know what it was? It's a seam guide! This little gadget will help you make perfect quarter inch seams (or any other width you need). Use the screw to attach it into the hole on the bed of your machine to the right of your presser foot and then adjust it for the seam allowance you want before securing it down with the screw.



2011 CHALLENGE QUILT

Linda Shokrian will be in charge of our 2011 project.

**2011 CCQG DOORS
Challenge Quilt**

The Challenge Quilt this year is to make a Door Quilt. What is a Door quilt you ask? That's easy. A "door" quilt is any quilt with a door as the focus.

Rules: there are none!
Use your imagination and creativity and make any kind of "door" quilt you want. Quilts may be of any

size/type you like, but do need to be finished.



We will not be judging our quilts this year, but we will have the Guild members simply vote on their favorites and cash prizes will be awarded (1st place - \$20, 2nd place - \$15 & 3rd place - \$10).

The idea is to have fun, be creative and see what you can come up with.

What kind of Door are you going to make?

We will show and share our quilts at the September 8th, 2011 monthly meeting.

Thank you Linda Dwyer for the idea and the photos of some of the door quilts she has seen. To see the photos in color, go to our website, www.cedarchestquiltersguild.org and click on Challenge. They will also be on display at the back table during our monthly meetings.



OUT TO LUNCH...

No recipe this month.

HUMANITARIAN



Please remember

Humanitarian day
is the 4th Thursday of each month.

Quilts – General Guidelines

These quilts are going to people who are in need of help. Quality is more important than quantity. Remember this from the beginning when selecting fabrics all the way to the end when finishing the quilt.

Cotton, blend or flannel is best.

Denim or corduroy takes too long to dry and is heavy.

8 oz. Bonded poly batting or cotton batting.

3 or 4 ply yarn should be used for tying. Use double thread of the 3 or 4 ply yarn.

When making the quilt top the seams need to be 1/2" not 1/4" like we are used to.

Ties should be approximately 4 inches apart, and the stitch on the bottom should be 1/4" to 1/2"; smaller than that can pull through.

Square knot or international stitch is preferred.


Binding – Can be done by hand or machine. It can be done by using a 2 1/4 - 2 1/2 strip, folded in half and sewn on or you can use the pillowcase method (this method can be used for tying without frames)., With right sides together, lay top and bottom of quilt on flat surface. Lay batting on top, pin and sew three sides. Turn right side out and fold in the open end. Top-stitch around four edges! Sew another row 1" from the edges to secure batting then tie the quilt.

CLASSIFIED ADS

If you are looking for something or have an item to sell, you can place a FREE notice here. Call Mona at 586-3536 or contact Webmaster Jeff on our websight.

FOR SALE :

Bernina 1200DA
 Serger with 2-3-4
 thread
 overlocker. 15
 sewing programs.
 Bernina is the
 best. I'm
 downsizing and
 can't use. Just
 like new with
 pretty extra fabric
 case, books, and
 \$51.00 foot. Perfect condition. White.
 Asking \$400.00 O.B.O. cash.
 Location: St. George, Ut.
 Phone calls only please 435-986-9814



Thanks
 Emily Jones

THINGS TO REMEMBER....
