

Cedar Chest Quilters' Guild

newsletter

TABLE OF CONTENTS

President's Message.....	1
Board Members	1
Committee Chairs	2
Lost & Found	2
Library News.....	2
Sunshine & Shadows.....	2
Membership News	2
Birthdays..New !.....	2
Care & Share	3
Upcoming Classes & Events ..	3
Out to Lunch.....	3
Fat Quarters Info.....	3
2010 Challenge	3
Humanitarian.....	4
Classified Ads.....	4
Tips & Techniques	4
Things to Remember.....	4

BOARD MEMBERS

President

Liz Jacomb.....586-1706

First Vice President

Francine Lyndaker.....559-3756

Second Vice President

Eleanor Miller.....586-1471

Secretary

Brenda Jarvis.....867-8230

Treasurer

Linda Shokrian.....867-5914

**“A bed without a quilt is
like a sky without stars.”**

FROM OUR PRESIDENT...



Well, here we are, summer is almost over and school starts in a couple of weeks. How time flies.



Along with summer ending, the Iron County Fair is just around the corner.

There will be a quilt challenge that you can participate in. For more information on this challenge you can contact Kris Orton 559-0281 or Kim McAllister at Stitching It Up - 586-6300.

You can also enter a quilt to be judged at the fair. If you haven't entered a quilt in the past, go through your quilts and enter one or two. I'm going to do it this year, I've never done it before. These quilts or the ones for the quilt challenge must be taken to the Iron County Fair Building on Tuesday August 30, between 1:30 and 8:30.

We are already receiving registration forms for the retreat. If you haven't had a chance to go to our website yet, you need to check it out www.cedarchestquiltersguild.org. We will have registration forms at the general meetings, starting this week. The rack cards should be here in the next week.

Don't forget the food donation for Care and Share. Food is always needed.

Last month at our meeting I raised the subject of the new officers for the Guild. So I wanted to remind everyone that we will need to get nominees for President, 2nd vice president, secretary, and treasurer. We have all been in for the 2-year limit, and of course, nominations for the 1st vice president will also be taken. Nominations will be in October with the voting in November. The new board will take over the first week of March.

And a reminder, our big quilt show in conjunction with the Livestock Festival will be October 28th and 29th. If you have a quilt that may be UFO, you have time to finish it so it can be displayed.

We are still in need of a quilt show chairman. Your responsibility is just the Livestock quilt show and the small show during our retreat. Collecting the quilts and putting out sign-up sheets for volunteers. Please call me when you decide you want to do this.

Thanks and happy quilting!
Liz

2010 COMMITTEE CHAIRMEN

- Historian.....Linda Dwyer & Julie Patrick
- Newsletter..... Mona Covington
- Publicity.....Linda Lohrengle
- Luncheons.....Susan Goodman. Lenora Smith, Susan Phelps, Wanda Davidson. & Karen Neal.
- CookbookCarlene Reid
- Humanitarian Projects ...Sandy Robles.
- Quilt Shows.....
- Retreat.....Marie H., Rachel S., Kathy F., Patty Lund
- Class Coordinator...Francine Lyndaker
- Hospitality..... Linda Lohrengle
- Librarian..... Nada Stivers & Susan Phelps
- Friendship Circles...Carlene Reid and Billie Sue Howard.
- Sunshine & Shadows ...Brenda Jarvis
- Secret Pals..... Mary Ann Bentley

LOST AND FOUND.....

No news is good news.....

LIBRARY NEWS



Our librarians are :
Nancy Thomas586-7459
Nada Stivers..... 267-2927

Please contact Nancy or Nada at guild or call, if you need to check out a book or reserve one,

SUNSHINE & SHADOWS

Please remember our Quilters who are struggling with health issues or the loss of a loved one. A card can lift the spirits and make each day a little brighter.



Ellie Piltz Connie Biasi
Ann Johnson

MEMBERSHIP NEWS

Please pick up the insert with additional information on it for your address book at the guild meeting on Thurs.

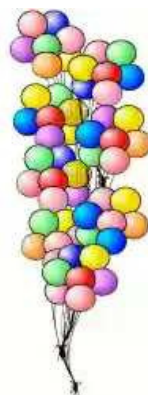
Email Updates :

Patricia Lund has a new email
Rosa Lee Miller's email

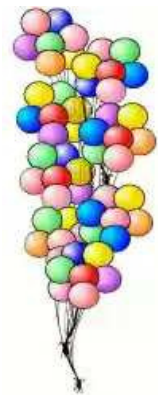
2 New Members :

Beth Gaines 435-201-3529
Lauralee Lester 435-865-0893

HAPPY BIRTHDAY TO YOU !



**GAYNELL STEIB
LORA LOU ELLS'
NADA STIVERS
NANCY THOMAS
VALORIE DAVIS
WANDA DAVIDSON
LAREE REES**



CARE & SHARE DRAWING

With so many families in our community in need, we have added a way to help our neighbors! Please bring a non perishable food item for the Care and Share Center and get your name in a drawing for a prize at our Regular Guild Mtg!

Through your donation you will also have helped a family in real need.



UPCOMING CLASSES & EVENTS

Aug 4 – Block of the Month Class: Sunflower and/or The Ladybugs “Skinnys”

Aug 11 – Gen. Mtg 10 am

Aug 18 – Class - Wavy Table Runner – teacher Barbara Bostian. If you have questions you can call her at; 702-255-7633

Aug 25 – Humanitarian Day

Sept 1 – Block of the Month Class

Sept 8 - Gen. Mtg 10 am

Sept 15 – Class- Linda Walters will be the featured teacher .

Sept 22 - Humanitarian / Quilts of Valor for our returning soldiers

Sept 29 – UFO Day

OUT TO LUNCH...


No recipe this month....

FAT QUARTERS DRAWING !

Bring a fat quarter in the theme of the month and you just might win the bundle of fat quarters!!

Fat 1/4's for AUG.:

Dots & more Dots!



2011 CHALLENGE QUILT

Linda Shokrian is in charge of our 2011 project.

2011 CCQG DOORS Challenge Quilt

The Challenge Quilt this year is to make a Door Quilt. What is a Door quilt you ask? That's easy. A “door” quilt is any quilt with a door as the focus.

Rules: there are none!

Use your imagination and creativity and make any kind of “door” quilt you want. Quilts may be of any size/type you like, but do need to be finished.



We will not be judging our quilts this year, but we will have the Guild members simply vote on their favorites and cash prizes will be awarded (1st place - \$20, 2nd place - \$15 & 3rd place - \$10).

The idea is to have fun, be creative and see what you can come up with.

What kind of Door are you going to make?

We will show and share our quilts at the September 8th, 2011 monthly meeting.

Thank you Linda Dwyer for the idea and the photos of some of the door quilts she has seen. To see the photos in color, go to our website, www.cedarchestquiltersguild.org and click on Challenge. They will also be on display at the back table during our monthly meetings.



HUMANITARIAN

*"Stitched with affection,
quilted with care. I made you
this quilt with love to spare."*

Quilts – General Guidelines

These quilts are going to people who are in need of help. Quality is more important than quantity. Remember this from the beginning when selecting fabrics all the way to the end when finishing the quilt.

Cotton, blend or flannel is best.

Denim or corduroy takes too long to dry and is heavy.

8 oz. Bonded poly batting or cotton batting.

3 or 4 ply yarn should be used for tying. Use double thread of the 3 or 4 ply yarn.

When making the quilt top the seams need to be $\frac{1}{2}$ " not $\frac{1}{4}$ " like we are used to.

Ties should be approximately 4 inches apart, and the stitch on the bottom should be $\frac{1}{4}$ " to $\frac{1}{2}$ "; smaller than that can pull through.

Square knot or international stitch is preferred.

Binding – Can be done by hand or machine. It can be done by using a $2\frac{1}{4}$ - $2\frac{1}{2}$ strip, folded in half and sewn on or you can use the pillowcase method (this method can be used for tying without frames)., With right sides together, lay top and bottom of quilt on flat surface. Lay batting on top, pin and sew three sides. Turn right side out and fold in the open end. Top-stitch around four edges! Sew another row 1" from the edges to secure batting then tie the quilt.

CLASSIFIED ADS

If you are searching for or selling an item, place a FREE notice here. Call Mona at 586-3536 or contact Webmaster Jeff on our websight.

FOR SALE 1950's SINGER SEWING MACHINE

1950's Singer sewing machine. Includes its original cabinet, service manual, and all accessories. You can either use the knee or the foot peddle. Also included is the button hole attachment and other extras. This machine would be great for the average sewing collector, or someone who would like just a basic starter machine. It was my mothers and I learned to sew on it. It is in working condition and the cabinet is in great shape.



The machine is \$175.00 dollars or best offer. Please call Gayle Long , at 435-676-8292 or 435-691-2466

TIPS & TECHNIQUES

I read this tip online – If you have to use extension cords in your sewing studio like me - (my fabric shelves cover the outlets) install one or more retractable electric cords in your sewing studio near the ceiling and you will avoid tripping over cords on the floor ! Prices range from \$9.95 to over \$100.00 depending on the brand and configuration.



THINGS TO REMEMBER....
