
Cedar Chest Quilters' Guild

Aug. Newsletter 2016

General Meeting: 2nd Thur. of each month 10:00 a.m. Senior Center

Aug. 2016 Calendar

Aug. 4th: BOM

Aug. 11th: Business Mtg.

Luncheon Show & Tell

Trunk Show: Kim McAllister

Aug. 18th: "Mesh Bags"

Teacher: Barbara Bastian

Aug. 25th: Humanitarian

All CCQG meetings are held

each Thursday 10:00 a.m.

Senior Center

489 E. 200 S.

Cedar City, Utah



2016 Cedar Chest Quilt

Guild Officers

President

Louise Harris.....801-362-7492

1st Vice President

Sandi Crabtree.....867-5505

2nd Vice President


Lissa Rogers.....865-2705

Secretary.

Pam Crowther.....590-0968

Treasurer

Berta MacGregor.....327-1372



Committee Chairpersons 2016

Challenge Quilt..Virginia & Kae Holyoak
Humanitarian..... Eleanor Miller,
LaRee Rees & Barbara Parks
Librarians.....Lynda McCulloch
Luncheon.....Angie Zacarias, Trilby Fry
Community Outreach.....Kristine Barsky
Sunshine & Shadows.....Patti Lund

Newsletter.....Rae Overson
Parliamentarian..... ..Rochelle Lapiers
Webmaster Jeffrey Jacomb

Membership.....Diane Sharp
Retreat..... Kim McAllister
Friendship Circles.....Joy Pierce

For Your Information:

Long Arm Quilting

Ronnie Badgett	477-9021
Connie Biasi	477-9459
Valorie Davis	586-5330
Karen Enoch	867-1828
Virginia Holyoak	586-8915
Sheryl Lewis	586-0723
Brittney Dana	592-4790
Linda Walters	867-4834
Kim McAllister	586-6300
Deb Leoni	867-6033
Betsy Carlile	590-1079

Long Arm Lessons

Karen Enoch 865-6880

Hem Stitching

Sally McAllister 586-6015
Francine Lyndaker 559-3756

Blanket Stitching

On Fleece:

Virginia Holyoak 586-8915

Crochet Edge Stitching:

Jane Halladay 586-3244

Hand Quilting:

Kayrene Bishop 592-0566

Fat Quarter Themes

August: Yellow



September: Aqua



General Meeting Reminders:



Non-perishable food

Name tag



18" X 21" Fat Qts.

AUG. 4th – BOM
10:00 a.m.

***August: Half Square Triangles**

SUMMMER SOLSTICE SEW-A-LONG
from Happy Quilting by Melissa Corry

All the information is on the blog, Happy Quilting, by Melissa Corry. Please read the posts from June 9 for fabric requirements, block size, quilt layout, and color ways; June 23 for cutting requirements. Have your fabric cut out and we'll begin sewing on July 7 with Flying Geese.

Melissa has done an amazing job calculating over 7 quilt sizes for a 24" mini to a 106" king size.

We have the choice of doing 5 different block sizes from 20" to 40".

There are also lots of great color ways with variations for dark and light backgrounds.

Please read the posts carefully from June 9 and June 23!

happyquiltingmelissa.com

August 11th
General Meeting

10:00 a.m.

489 E. 200 S.

Cedar City, Utah

Guild Business

Show and Tell

Luncheon

Kim McAllister Trunk Show



AUG. 18th – CLASS
10:00 a.m.

Mesh Bag by Barbara Bastian

Supplies:

½ yd. mesh 18 X 36" – available from Barbara in black \$5.00/yd.

5/8 yd. non-directional fabric
Polyester zipper 12" or longer

3 ½ yds. Webbing for straps – available from Barb in black .40 yd.

Cutting:

***Cut before class**

- 12" WOF – cut in half giving you
2 pieces 12" x 21"

- 8" WOF Sub cut 2 – 8" x 13" & 2 – 8" x 3"

- Cut vinyl mesh 18" x 36" – if mesh is only 35" cut 17 ½ to get 2 out of 1 yd.

Sewing Supplies:

- Walking foot

- Flat head pins

- Marking pens/pencils

- Ruler over 5" wide

Rotary cutter with old blade for cutting vinyl


702-498-3358barbarabastian@yahoo.com

Aug. 25th: – 10:00
Humanitarian:

A sincere thanks to all guild members who work on Humanitarian projects each month. The gift to charities does make a difference.


BOM cont.

We're still working on the NEW BLOOM blocks as well as SUMMMER SOLSTICE SEW-A-LONG from Happy Quilting by Melissa Corry



New BLOOM by Lori Holt
beeinmybonnetco.blogspot.com

Read the directions on Lori's blog, & print them out. Search on Google "Bloom sew along pattern week one" & it should go right to it. You'll need 1/4" bias maker, 8" ruler, pellaon sew-in (light weight) & interfacing. Be sure to bring your sewing kit & machine. "Stitching it Up" has the kits for 40% off, as well as "sew simple shapes." If any qts. Call Sandi at 435-867-5505



For additional information check both BOM Blogs or call Lissa 865-2705

Sunshine & Shadows

We're so sadden with the passing of Andy Arzate. He was such a delight in our guild; always willing to help & do his part. We'll miss him.

Christmas in July a success!!

Thank you to teachers, participants, committee and board members, etc.

We had a productive and fun day, let's do it again next year



**Notice, attention,
looking forward to:**

Kim McAllister TRUNK SHOW

**August 11th 10:00 a.m.
General Meeting**



Good News!!

Wool Applique Group

First Wed. of each mo.

10:00 a.m. @“Stitching It Up”

“Lake Powell Quilter’s Retreat”

November 9 – 12, 2016

Courtyard by Marriott

Page, Arizona

Diane Phipps

PO Box 2271

Page, AZ 86040

[928-640-1345](tel:928-640-1345)

lakepowellquilters@gmail.com

10:00 a.m. @“Stitching It Up”

Canned Air

Some sewing machine manufacturers advise against using canned air to blow the lint out of your machine, instead use a bicycle hand pump to blow 100% natural air.

Cushion for Knees

I use a garden kneeling pad when arranging blocks or layering backing, batting, and quilt top on a floor. It’s more comfortable for my knees than the hard floor.

...and some

Extra fabric

Purchase extra fabric (1/4 yd. or more). You might make a mistake or need an extra strip or two. Plans for quilts change!

Silly News



Copyright (c) 2015 Julia Kenogel-Kansas City Star Quilts. Reproduction permission is required.



