



Cedar Chest Quilters' Guild newsletter

TABLE OF CONTENTS

President's Message.....	1
Board Members	1
Treasurer's Report.....	1
Committee Chairs	2
Lost & Found	2
Library News	2
Sunshine & Shadows.....	2
Membership News	2
Fat Quarters Info.....	2
Upcoming Classes & Events	2
Classes and events cont.....	3
Tips & Techniques	3
2010 Challenge	3
Out to Lunch.....	4
Humanitarian.....	4
Newsletter info.....	4
Classified Ads.....	4
Things to Remember.....	4

BOARD MEMBERS

President

Liz Jacomb.....586-1706

First Vice President

LaRee Rees.....586-0841

Second Vice President

Eleanor Miller.....586-1471

Secretary

Brenda Jarvis.....867-8230

Treasurer

Linda Shokrian.....867-5914

TREASURER'S REPORT..

Linda will have the report to pass out at our general meeting this month.

FROM OUR PRESIDENT...


Spring is finally here, well, maybe, if you don't count the snow that we keep getting "blessed with". I know for me, I get a lot more quilting done in the winter than summer, what with planting the garden and flowers and just enjoying the beautiful outdoors, and then there are the vacations. But, I've decided I'm going to get at least one UFO finished this summer, oh, and then there's the baby quilt I need to do for the new grandbaby that came this week. So I guess what I'm trying to say is keep on quilting.

We had a great turnout for the disappearing 9-patch. There were around 18 ladies there, and we had at least that many quilt tops started for the humanitarian. What a great group of ladies you all are.

I am thrilled to announce that we have a retreat committee and they are moving along great with the planning of next years retreat. The chairpersons are: Kathy Fazzio, Rachael Schallenberger, Marie Hartry, and Patty Lund. We will have another great retreat next year. Thank ladies.

At last years retreat a lot of us met one of our 2 male quilters, his name was Dale. He had mentioned then that he was going to start a website. Well, I have the web address. Quiltingcowboy.tumblr.com. Check it out, he has some pictures of the quilts that he has done and some helpful hints. I know this isn't very long, but it's wedding cake season and with the new grandbaby, we are watching the other 2 grandkids this week, so, life is hectic. But I do look forward to seeing you on Thursday.

Happy Quilting
Liz



2010 COMMITTEE CHAIRMEN

Historian..... Alayna Coombs
 Newsletter..... Mona Covington
 Publicity.....
 Luncheons..... Susan Goodman &
 Lenora Smith
 Humanitarian Projects ... Julie Patrick
 Quilt Shows..... Francine Lyndaker
 Retreat..... Marie Hartry, Patty Lund,
 Kathy Fazio & Rachel Shallenberger
 Class Coordinator..... LaRee Rees
 Hospitality..... Marie Hartry &
 Rachel Shallenberger
 Librarian..... Nancy Thomas &
 Nada Stivers
 Friendship Circles..... Alayna Coombs
 Sunshine & Shadows ... Brenda Jarvis

LOST AND FOUND.....

In January or February, in one of the classes, Julie Patrick lost a 12 1/2" square ruler. It's one of the yellow Omni grid rulers. She said her name is written under the Omni grid. I know when we are spread out during the classes and then gathering our things together it would be easy to accidentally grab someone else's things. Please look in your supplies and see if you have it. This should be a reminder to all of us, to make sure your name is on everything that you bring to a class.

Janet Dexter is still missing a quilt that someone borrowed in the fall. It is an almost Amish quilt. If you borrowed it and have forgotten to bring it back to her, please do so.

LIBRARY NEWS



Please contact Nancy or Nada at guild or call, if you need to check out a book or reserve one, and you can visit the library the second Thursday of each month to see all the selections. New books added monthly.

Nancy Thomas586-7459
 Nada Stivers..... 267-2927

SUNSHINE & SHADOWS

Our Sunshine & Shadows chairman is Brenda Jarvis. If you have news for this space please let her know at 867-8230.




MEMBERSHIP NEWS

Please see Linda Shokrian to pay your dues for the year if you haven't already done so. Thanks.

FAT QUARTERS DRAWING

Bring a fat quarter in the theme of the month and get your name in the drawing!! You just might take home the bundle of fat quarters!!

June Fat 1/4's : polka dots



UPCOMING CLASSES & EVENTS

May 13: General Meeting -10 am. at the Senior Center.

May 20: Class- Summer Aprons for women and Handy Husband aprons (this would make a great father's day gift...)

May 27: Humanitarian Day: TEAM SEW DAY! We will be sewing "boys' quilts". There will be prizes to win and fun to be had! Come with you your sewing machines and your best ideas. Please bring a lunch and/ or snacks to share as we will be at the guild most of the day. Thanks. We look forward to seeing you there!

June 3: Block of the Month Class The class is only \$1.00 per class.

June 10: General Meeting 10a.m. at the Senior Center. Show and Tell and a Potluck Lunch served.

June 17: A really fun Wall quilt will be taught by Kayrene ; with more information coming soon.

June 24: We'll be making pillow cases for the "Million Pillow Cases Project". Many of which, will stay local. If you don't know how to make them, we'll have directions and teach you. We'll also furnish the fabric.

TIPS & TECHNIQUES

A FAT QUARTER IS NOT A BODY PART.....

Fat Quarter - a unit of measurement for fabric, made by cutting a half yard in half again vertically.

Usually measures 18" x 22". This allows for cutting larger pieces than a regular quarter yard which is 9" x 44".

What can you get from a fat quarter?

- 99 - 2" squares or
- 50 - 2 1/2" squares or
- 42 - 3" squares or
- 30 - 3 1/2" squares or
- 20 - 4" squares or
- 16 - 4 1/2" squares or
- 12 - 5" squares or
- 12 - 5 1/2" squares or
- 9 - 6" squares or
- 6 - 6 1/2" squares

2010 CHALLENGE QUILT

2010 CCQG "TEN" Challenge Quilt

Remember all the hubbub about the year 2000? Well, we have finished 2009 and 2010 is here. Will it be two thousand ten, twenty ten, or just ten or maybe oh-ten? It's also the start to another decade (another ten). So, the theme for this year's quilt challenge is...TEN.

This is a simple challenge. There are 10 things to include in your quilt:


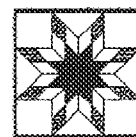

1. A piece of striped fabric
2. A curve somewhere in the quilt (A crooked straight seam won't do)
3. You must include 10 of something
4. A nine-patch block
5. A log cabin block
6. A house
7. An animal
8. A star
9. Something brown
10. Triangles somewhere in the border

Quilts may be of any size you like. The challenge, of course, is to include all ten things giving you the perfect "TEN" quilt.

We will not be "judging" our quilts this year but we will have the Guild members simply vote on their favorites (1st, 2nd & 3rd). The idea here is to just have fun and see what your imagination can come up with.

We hope everyone will make a "TEN" quilt this year. What fun that would be!


We will show and share our quilts at the November 11, 2010 monthly meeting. For further information or a copy of the handout, please see Linda Shokrian



OUT TO LUNCH...

Lettuce Salad

From Wanda Davidson



This salad is made with lettuce and thinly sliced red onions. You may substitute any other type of chopped or sliced onion you prefer.

Dressing:

Use equal amounts of oil and vinegar.

Oil: olive oil, canola, vegetable whatever you have and prefer.

Vinegar: white, red, apple cider vinegar.

Pour in a 1/4 cup of sugar, if not sweet enough for me I add more, so sweeten to taste.

Add salt and pepper to taste.

Mix with a whip or put in bowl with lid and shake.

If you can cool dressing ahead of time.. stick onions in dressing about a hour before you serving that will help with onion taste.

HUMANITARIAN

TEAM SEW DAY PARTY!!

May 27th is our infamous "Team Sew" Day. Each Team must come up with a catchy name and a fun pattern. We furnish the fabric, as usual.

We will be having a potluck luncheon/bring a favorite crock pot meal, a salad or dessert.

Lots of prizes, so plan the whole day and have fun.

Thank you for your support ,
Julie Patrick

NEWSLETTER INFORMATION

If you want to receive your newsletter by email, enter your email address on the website and you will be added to the email list.

If you are unable to print your copy at home, please e-mail me at cqgeditor@gmail.com to have a printed copy at the meeting.

Thanks

Mona Covington

CLASSIFIED ADS

If you have an item to sell or you are looking for something, you can place a FREE notice here.....

WANTED:

Old T-shirts to make into hooked rugs. Medium, large & extra large etc. work the best. It doesn't matter if they have stains, holes or rips. If you are throwing them out, I would love to have them. Thanks so much. Please contact me, Wanda Davidson at jammin1948@yahoo.com or at the quilt guild meetings.

FOR SALE:

Francine Lyndaker has beautiful handmade quilt ladders and fabulous quilting ruler holders for sale.
Ladders are \$60
Small ruler holder is \$25
Large Holder is \$35
For more info or to place an order call 559-3756

THINGS TO REMEMBER....
